



IMPORTANT SAFETY PRECAUTIONS



Always follow these safety precautions when using this accessory to avoid personal injury or damage to the accessory or appliance it is for use with. **Risk of fire, electric shock, scalding and injury to persons.**

READ ALL INSTRUCTIONS

BEFORE USING THE PRODUCT.
KEEP THESE INSTRUCTIONS
FOR FUTURE REFERENCE.

IMPORTANT SAFEGUARDS

- This appliance must not be used by children younger than 8 years old and persons with very extensive and complex disabilities. Children aged 8-14 years and persons with reduced physical, sensory or mental capabilities or lack of experience and knowledge shall not use this appliance, unless they are supervised and have been given instruction concerning the use of the appliance in a safe way and understand the hazards involved. Close supervision is necessary when any appliance is used by or near children. Children shall be supervised to ensure that they do not play with the appliance. Cleaning and user maintenance shall not be made by children unless they are older than 8 and supervised. Keep the appliance and its cord out of reach of children less than 8 years old. **Risk of fire, electric shock, scalding and injury to persons.**
- This appliance is intended for indoor household use only. If the appliance is used improperly or for professional or semi-professional purposes or if it is not used according to these instructions the Guarantee becomes invalid and Dualit refuses any liability for damage caused.

- Do not leave appliance unattended during use, unplug after each use. **Risk of fire if an unattended appliance is left operating or plugged in.**
- The Dualit warming rack is designed to be used with Dualit Classic toasters only. **Risk of scalding or injury to person and fire.**
- Exceeding the recommended usage time may damage the heating elements or activate the thermal cut-out fuse. **Risk of damage to product and fire.**
- Do not put a pan on top of the toaster or warming rack. **Risk of fire, electric shock, scalding or injury to persons.**
- Do not toast bread in slots and use warming rack at the same time. **Risk of fire.**
- Ensure the accessory has cooled completely before cleaning. **Risk of burns.**
- Remove all packaging before use. **Risk of fire.**
- Do not use foods, including tarts and pastries, that may drip fillings or coatings containing sugar when heated in your toaster, as may cause a fire. **Risk of fire.**

In the interest of improving products, Dualit Ltd. reserves the right to change the product specification without prior notice. All illustrations are for representation only, your model may vary from illustrations shown.

SAVE THESE INSTRUCTIONS

- Keep this manual and your proof of purchase in a safe place.
- Unpack the box with care, keeping all the packaging materials until you are satisfied everything is present and in working order. Once satisfied recycle the packaging appropriately.

GUARANTEE

If your accessory fails within one year from date of purchase, we will repair or replace it free of charge provided:

- You have not misused, neglected or damaged it.
- It has not been modified.
- You supply your receipt to show when you bought your Warming Rack.

The guarantee does not affect your statutory rights.

Further advice on using your Dualit Warming Rack and other products in the Dualit range is always available:

Contact the Dualit Customer Care Line on
+44 (0) 1293 652 500,
(09:00 to 17:00 Monday to Friday)
or, alternatively email your enquiry to
info@dualit.com.

WARMING RACK

Instruction Manual

Dualit®

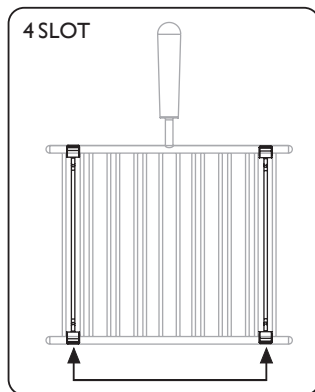
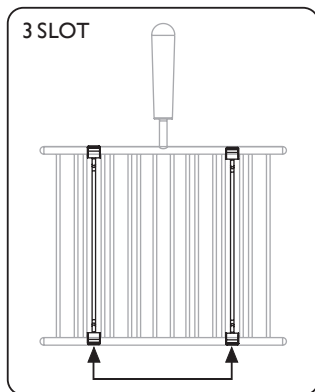
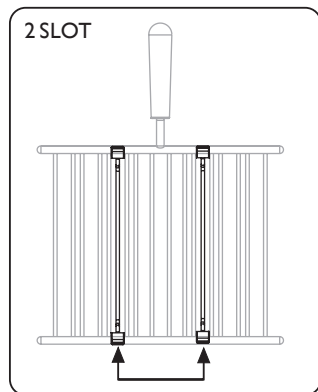
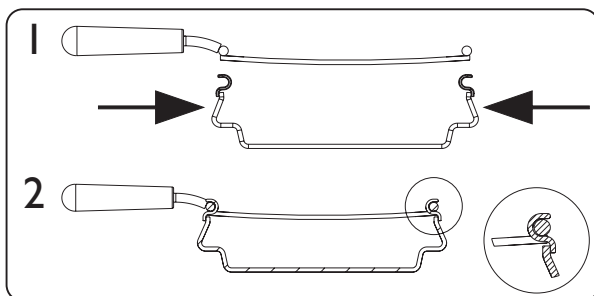
Since 1945



ASSEMBLY

Clip the two supporting brackets in the correct position for your size of toaster.

The diagrams below show the configuration of the supporting brackets for your size toaster.



INSTRUCTIONS

1. Place the warming rack on top of the toaster
2. Turn the toaster on, allow approximately 30 seconds for the elements to heat up before placing item on the warming rack.

Use for a maximum of 3 minutes and then allow the toaster to fully cool between each use.

CLEANING

The warming rack can be cleaned using warm soapy water and is dishwasher safe.

Dualit Limited County Oak Way Crawley West Sussex RH11 7ST
+44(0)1293 652 500 info@dualit.com

