

- Read this instruction manual before you start using the appliance. It gives you important safety information and will ensure you get the most out of your Dualit product.
- Keep this manual and your proof of purchase in a safe place.
- Don't forget to register your product at www.dualit.com/register.
- Before using the Kettle for the first time or if it has been out of use for a long time, fill to the 'max' mark and boil. Discard all of the boiled water then rinse the Kettle out with fresh cold water. Repeat 3 times. Carefully inspect the inside of the Kettle and remove any debris.
- Unpack the box with care, keeping all the packaging materials until you are satisfied everything is present and in working order. Once satisfied recycle the packaging appropriately.

IMPORTANT: BEFORE FIRST USE

In the interest of improving products, Dualit Ltd. reserves the right to change the product specification without prior notice. All illustrations are for representation only, your model may vary from illustrations shown. For information on Dualit's Intellectual Property, visit www.dualit.com/intellectual-property

SAVE THESE INSTRUCTIONS

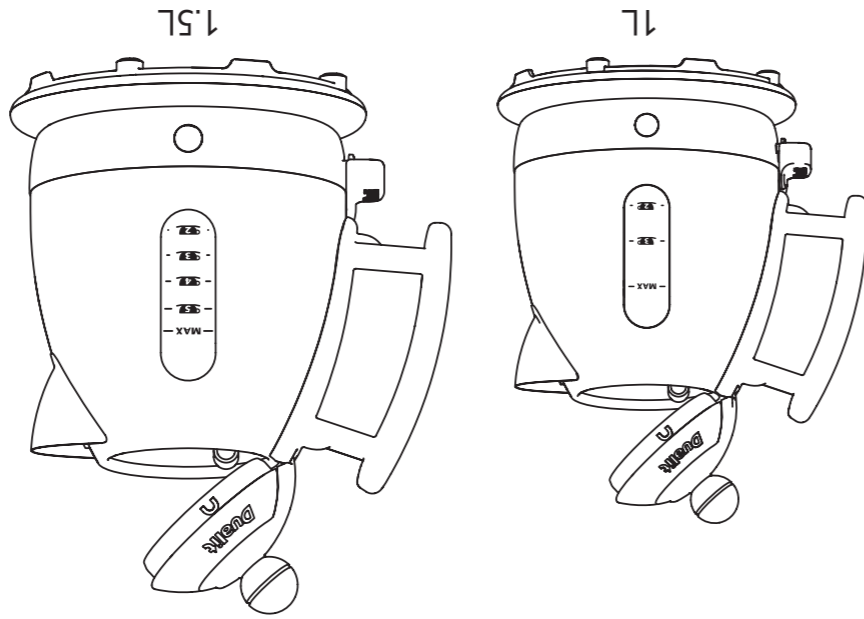
Since 1945

Dualit

TROUBLESHOOTING

IMPORTANT: FAILURE TO DESCALE AND CLEAN YOUR APPLIANCE WILL INVALIDATE YOUR GUARANTEE. *TO CONTACT CUSTOMER SERVICES, PLEASE EMAIL INFO@DUALIT.COM WITH YOUR MODEL AND SERIAL NUMBERS.

POSSIBLE CAUSE(S)	SOLUTION(S)
THE KETTLE DOES NOT TURN ON	
1. The Kettle may not be properly connected to the power supply or the fuse may have failed.	1. Check the plug is in the socket and the switch is turned on. Replace the fuse if necessary.
2. Boil dry feature may have been activated. If the Kettle is accidentally switched on with no water inside, the boil-dry device will switch off the heating element to prevent damage to the Kettle.	2. Wait 10 minutes for the Kettle to reset.
3. The element may have broken if the power neon illuminates but the Kettle does not boil.	3. The element cannot be replaced. Contact customer services* for further information.
4. The Kettle does boil but the power neon does not illuminate.	4. The power neon may have blown. For further assistance contact Dualit customer services*.
THE KETTLE IS SPATTERING OUT OF THE SPOUT	
1. You may have over filled the Kettle.	1.1 Only fill to the max mark. 1.2 Wait 10 seconds to allow the boiling water to settle before pouring.
2. The Kettle may have descaling solutions remaining inside the body.	2. Follow the instructions from the cleaning & care section and rinse thoroughly.
3. The filter may not be in position.	3. Ensure the filter is in position. For spare parts please visit www.dualit.com/support or contact Dualit customer services* for help.
MY KETTLE IS NOT SWITCHING OFF	
1. Limescale may have built up inside the Kettle.	1. Descale your Kettle regularly (see Limescale Warning).
2. Check the lid is firmly closed during use.	2. Pips on inner lid rim can be pushed in to create a tighter fit.
3. Water may have gone down the steam tube whilst filling. You may have overfilled, tilted the Kettle when filling or filled through the spout.	3. Leave the Kettle for 24 hours to fully dry.
MARKS HAVE APPEARED IN THE KETTLE	
1. Small brown spots can build up inside the Kettle. This is not rust, small deposits of scale which contain iron can build up inside the Kettle.	1. Descale regularly (see Limescale warning).
THE KETTLE LEAKS FROM THE LID	
1. The lid seal may be damaged or have a build up of limescale.	1. Replace the seal. For spare parts please visit www.dualit.com/support or contact Dualit customer services* for help.
WATER DROPLETS COLLECTS ON TOP THE POWER BASE	
1. This is condensation and perfectly normal.	1. Dry with non abrasive cloth.



Lite Kettle Instruction Manual

IMPORTANT SAFETY PRECAUTIONS

READ ALL INSTRUCTIONS

BEFORE USING THE PRODUCT. KEEP THESE INSTRUCTIONS FOR FUTURE REFERENCE.

IMPORTANT SAFEGUARDS

- **THIS IS AN ATTENDED APPLIANCE. Do not leave appliance unattended during use, unplug after each use. (Risk of fire if an unattended appliance is left operating or plugged in).**
- This appliance must not be used by children younger than 8 years old and persons with very extensive and complex disabilities. Children aged 8-14 years and persons with reduced physical, sensory or mental capabilities or lack of experience and knowledge shall not use this appliance, unless they are supervised and have been given instruction concerning the use of the appliance in a safe way and understand the hazards involved. Close supervision is necessary when any appliance is used by or near children. Children shall be supervised to ensure that they do not play with the appliance. Cleaning and user maintenance shall not be made by children unless they are older than 8 and supervised. Keep the appliance and its cord out of reach of children less than 8 years old. **Risk of fire, electric shock, scalding and injury to persons.**
- This appliance is intended for indoor household use only. If the appliance is used improperly or for professional or semi-professional purposes or if it is not used according to these instructions the Guarantee becomes invalid and Dualit refuses any liability for damage caused. **Risk of fire, electric shock, scalding and injury to persons.**

Electrical Safety

- Before plugging in, check that the voltage on the rating label is the same as the mains supply. **Risk of electric shock and fire.**
- Never plug an appliance into a socket/outlet with other appliances connected to it or a socket/outlet with additional features such as, but not limited to, USB sockets, built-in Wi-Fi boosters, remote Wi-Fi/Bluetooth or similar smart switching functionality. Failure to do this may cause an overload, trip a circuit breaker or blow a fuse. **Risk of electric shock and fire or damage to socket/outlet and plug.** The socket/outlet should be protected by a Residual Current Device (RCD).
- Unplug from outlet when not in use and before cleaning. Allow to cool before putting on or taking off parts. **Risk of fire, electric shock, scalding or injury to persons.**
- Should the light remain illuminated after using the appliance, immediately unplug the appliance and call Dualit's Customer Helpline on +44 (0)1293 652 500. **Risk of electric shock.**
- To be protected against electrical hazards, fire and injury to persons, do not immerse the power cord, plug or appliance in water or any other liquid. **Risk of electric shock.**
- NOTE: Any plug cut from the power supply cord should be disposed of immediately. Inserting any cut off plug into a socket-outlet is hazardous. **Risk of electric shock and fire.**
- Do not operate any appliance with a damaged lead or plug, or after the appliance malfunctions or has been dropped, damaged or cracked in any manner. **Risk of electric shock and fire.**
- In order to avoid a hazard, if the Power Cord is damaged it must, for safety reasons, be replaced by Dualit or a qualified electrician. Call Dualit's Customer Helpline on +44 (0)1293 652 500. **Risk of electric shock and fire.**
- Never use the plug without the fuse cover fitted. Ensure replacement fuse is the same current value as the original. Replacement fuses are available and should be ASTA approved to BS1362. **Risk of electric shock and fire.**
- **WARNING!** This appliance must be earthed. **Risk of electric shock and fire.**
- Never touch the Power Cord with wet hands. **Risk of electric shock.**
- A short Power Cord is provided to reduce risks resulting from becoming entangled in or tripping over a longer cord. **Risk of scalding.**
- The use of extension cables not authorised by the manufacturer may cause damage or accidents. **Risk of electric shock.**

General Safety

- NOTE: When you lift the Kettle from the base you will see drops of moisture on the surface of the power base. This is the steam used to switch the Kettle off automatically. This then condenses and escapes through vents in the underside of the Kettle. This is perfectly normal and should not be cause for alarm or returning the Kettle.
- Ensure that the Kettle is correctly positioned on the Power Base before switching on. **Risk of electric shock and scalding.**
- Do not place on or near a hot gas or electric burner or in a heated oven. **Risk of fire.**
- Do not use in bathroom or outdoors. **Risk of electric shock.**
- Do not operate on an uneven surface. The appliance must only be operated on a flat, horizontal surface. **Risk of injury.**

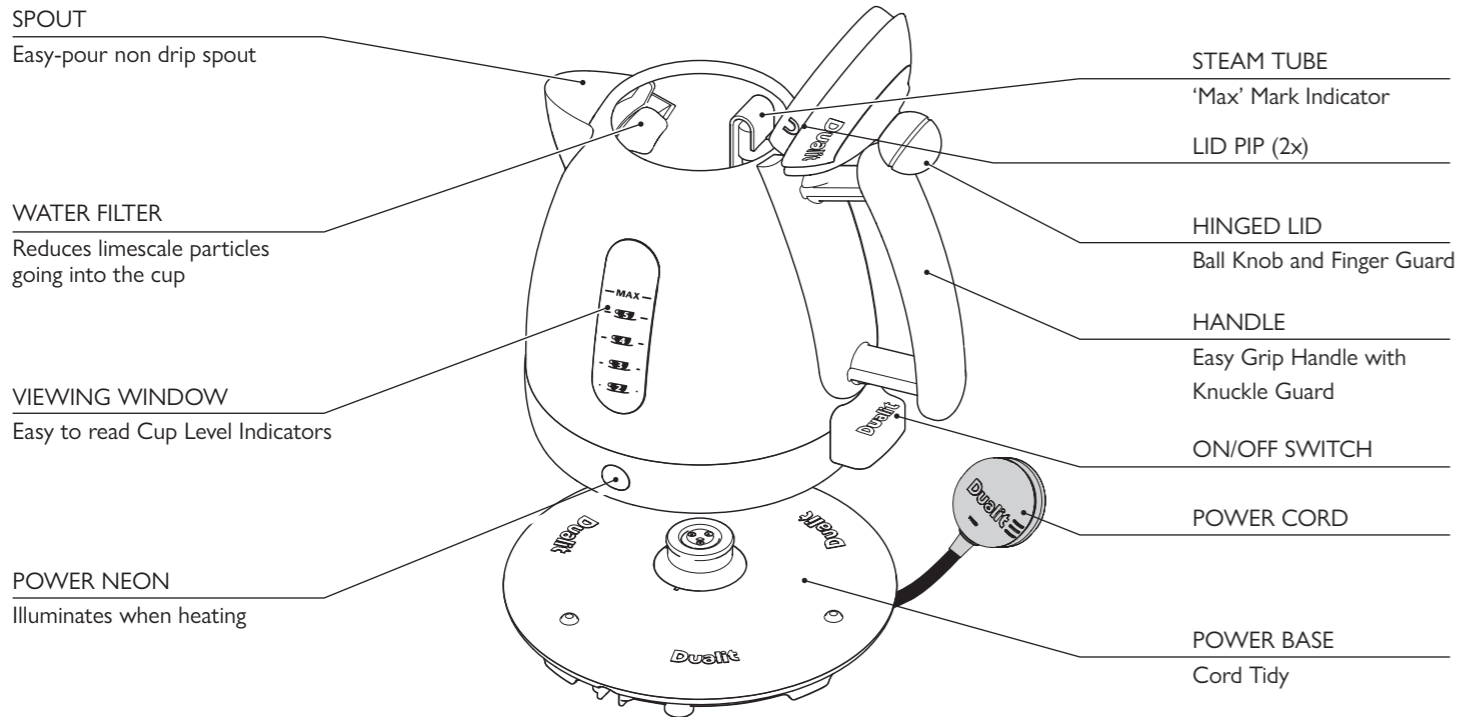
- Remove the Kettle from its Power Base before filling or pouring. **Risk of electric shock.**
- Do not fill via the Spout. **Risk of scalding and damage.**
- Do not operate the Kettle unless the Water Filter is correctly in position. **Risk of scalding.**
- Do not operate the Kettle unless it contains at least 250ml of water and the floor of the Kettle is covered. **Risk of damage.**
- Do not fill above the 'max' mark on the water level indicator. **Risk of electric shock and scalding.**
- If the Kettle is overfilled, boiling water can be ejected. **Risk of scalding.**
- Ensure that the Lid is fully closed before switching the Kettle on, otherwise it may not properly switch off and take longer to heat water.
- Do not move the Kettle while it is switched on. **Risk of scalding and burns.**
- Do not remove or open the lid while the water is heating. **Risk of scalding.**
- Ensure that the Kettle Spout is pointing away from any electrical plug or socket. **Risk of electric shock and fire.**
- Take care when pouring – pour slowly and do not over-tilt the Kettle. **Risk of scalding.**
- When heating, hot steam will be emitted from the Kettle. Scalding will occur if you are within 400mm of the Lid, Spout or Steam Vents either side of the lid.
- Avoid spilling of any liquid on the connector. **Risk of electric shock.**
- Only use the appliance with the Power Base supplied. **Risk of electric shock and fire.**
- This Kettle features boil-dry protection. If the Kettle is accidentally switched on without water, the boil-dry device will switch off the heating element to prevent damage to the Kettle. Wait approximately 10 minutes for the Kettle to cool down, lift and refill as normal. The Kettle is now ready to use again. NOTE: If discolouration of the heating plate has occurred, this can be easily removed by descaling your Kettle.
- Unplug the appliance from the mains and allow to cool before cleaning, maintaining or moving. **Caution: Hot water.** For details, please refer to cleaning section. **Risk of fire, electric shock, scalding or injury to persons.**
- To disconnect, turn any control off, then remove plug from wall outlet.
- Do not allow cable to touch hot surfaces, or to hang over edge of a table or counter top. **Risk of fire or electric shock.**
- Do not use the Kettle for any purpose other than heating water. Otherwise, this may result in an injury caused by misuse. **Risk of scalding.**
- Do not heat the Kettle if filled with descaling solution. **Risk of injury.**
- Do not use appliance for any purpose other than the intended use. **Risk of fire, electric shock, burns or injury to persons.**
- Do not store or use in an appliance garage or under cupboards. **Risk of fire.**
- Do not use if dropped, cracked or damaged. **Risk of burns and electric shock.**
- Heating element surface is subject to residual heat after use. **Risk of scalding.**
- Accessible surfaces of the appliance may get hot during use. Therefore use handles or knobs. **Risk of burns.**
- Water will remain hot for a considerable time after boiling and can present a scald hazard. Keep the Kettle, power base and the mains lead away from the edge of worktops and out of the reach of children. **Risk of scalding. Keep out of reach of children.**
- CAUTION: To prevent damage to the appliance, do not use alkaline cleaning agents. When cleaning, use a soft cloth and a mild detergent. **Risk of damage.**
- Do not use scouring pads or abrasive cleaner on the appliance body. **Risk of damage.**
- The use of accessory attachments not recommended by Dualit may result in fire, electric shock or injury to persons.
- Never put the appliance or part of it in a dishwasher. **Risk of damage and electric shock.**
- Do not pour past 90°. **Risk of scalding or damage.**
- Do not fully invert the Kettle. Only empty the Kettle through the Spout. **Risk of scalding or damage.**
- Remove all packaging before use. **Risk of fire.**



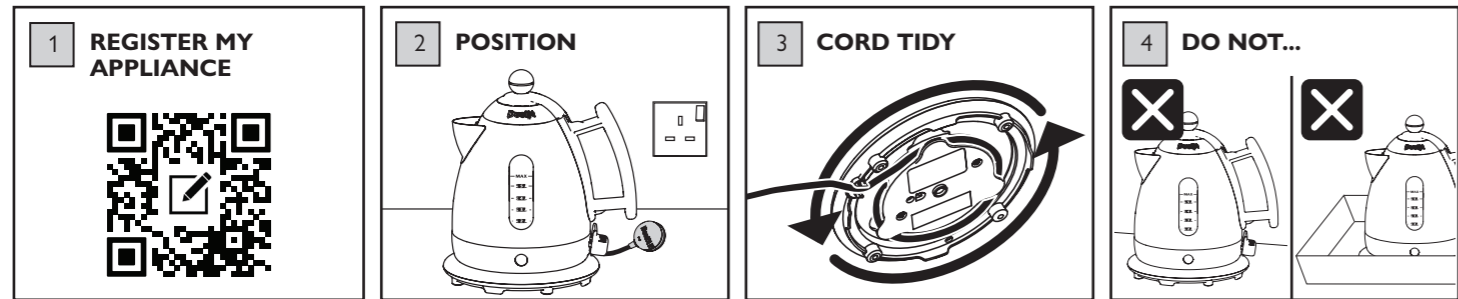
INSTRUCTIONS ON ENVIRONMENT PROTECTION

Do not dispose of this product in the usual household garbage at the end of its life cycle. Please hand it over to a collection point for the recycling of electrical and electronic appliances. The symbol on the product, the instruction of use or the packaging will inform you about the methods of disposal. The materials are recyclable as mentioned on its marking. By recycling, material recycling or other forms of re-utilization of old appliances you are making an important contribution to protect our environment. Please enquire at the community administration for the authorised disposal location.

KNOW YOUR LITE KETTLE



SETTING UP



Register your appliance at www.dualit.com. This will only take 60 seconds. You will need the product model and serial numbers that are on the rating label on the base of the product.

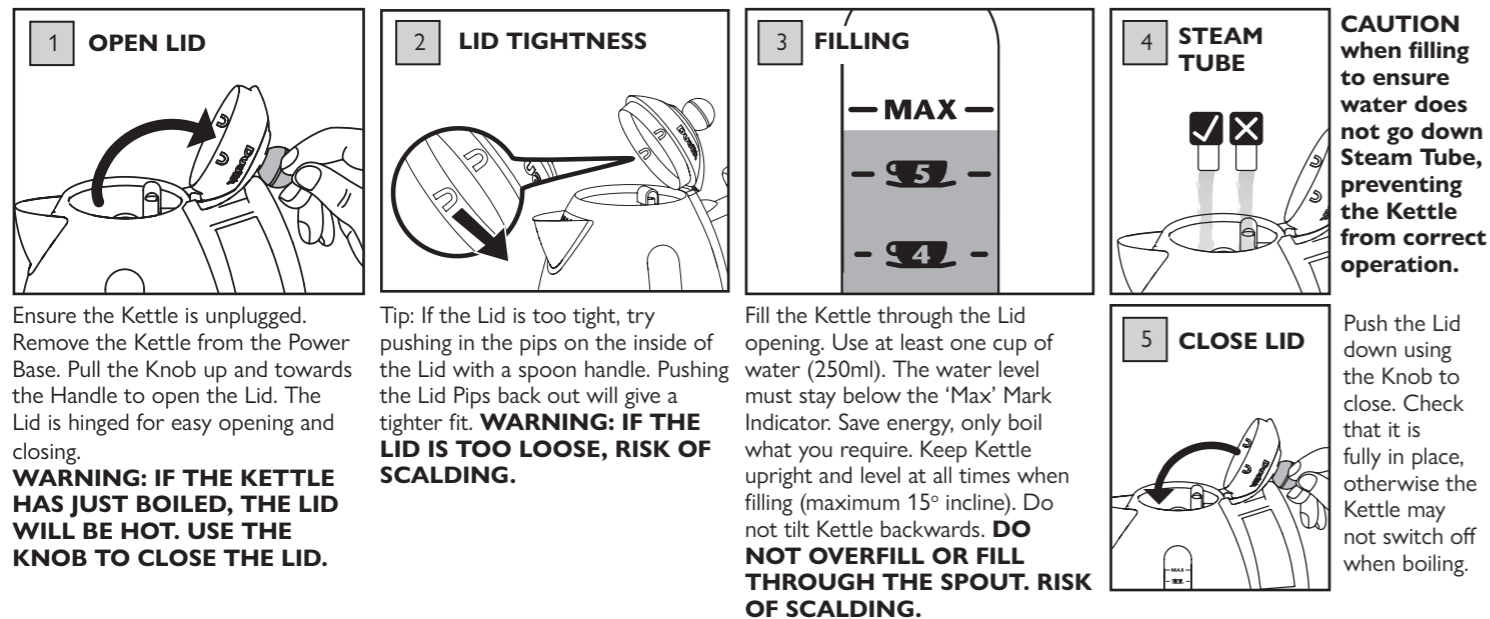
Place your Kettle as close to the wall socket as possible. **DO NOT STORE OR USE YOUR Kettle IN APPLIANCE GARAGE OR UNDER CUPBOARDS. RISK OF FIRE.**

Use the shortest cord possible. Wrap excess cord around the Cord Tidy on the Base of the Kettle.


Do not operate on an inclined plane. Do not operate in a tray.

FILLING YOUR KETTLE

WARNING: IF THE KETTLE HAS JUST BOILED IT WILL BE FULL OF STEAM THAT WILL ESCAPE AS SOON AS THE LID IS OPENED. THE LID WILL BE HOT. USE THE KNOB TO OPEN AND CLOSE THE LID. RISK OF SCALDING.



BOILING WATER



Place the Kettle on the Power Base. Plug the Kettle into the power socket. Press the 'On/Off' switch down. The Power Neon will illuminate and the Kettle will start to heat up. If the Kettle is accidentally switched on with no water inside, the boil-dry device will switch off the heating element to prevent damage to the Kettle.

The Kettle will automatically turn off after the water has boiled and the Power Neon will go out. To turn off before the water has boiled lift up the On/Off Switch. **DO NOT LEAVE THE APPLIANCE UNATTENDED DURING USE. UNPLUG AFTER EACH USE. RISK OF FIRE IF AN UNATTENDED APPLIANCE IS LEFT OPERATING OR PLUGGED IN.**

Remove Kettle from the Power Base. When filling or carrying the Kettle, do not tilt it backwards, as this may allow water to pass through the Steam Tube onto the control area. Should this happen, the Kettle must be allowed to dry before re-using. To avoid the risk of splashing, once the Kettle has boiled wait 10 seconds then pour slowly. Do not over-tilt the Kettle.

LIMESCALE WARNING!

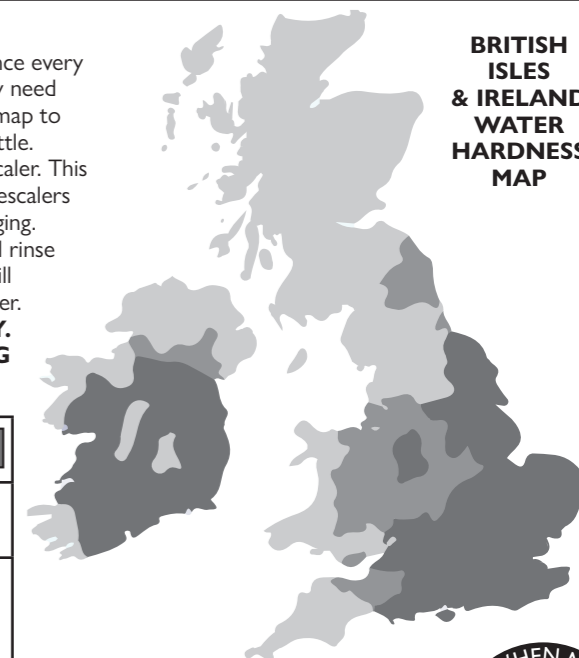
LIMESCALE BUILD UP

It is important to regularly descale your Kettle to prevent limescale building up over time. This build up can cause damage to your Kettle and alter the way your hot drinks taste. Follow these steps to minimise limescale build up in your Kettle: Empty the Kettle after each use; do not leave water in the Kettle overnight. Use filtered water instead of tap water. Avoid using bottled water as this is classed as hard water.

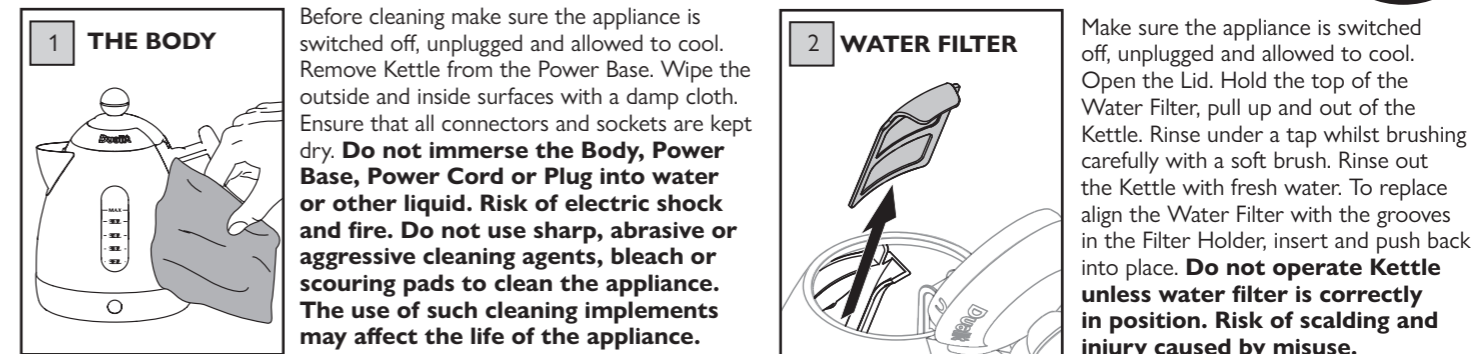
DESCALE REGULARLY

Dualit recommends descaling regularly; at least once every 2 months. If you live in a hard water area you may need to descale more often. See our Water Hardness map to determine how often you should descale your Kettle. Dualit recommends Kilrock K Multi-Purpose Descaler. This can be purchased from www.dualit.com. Other descalers can be used; follow the instructions on the packaging. When descaling has finished empty the Kettle and rinse it out a minimum of 3 times with fresh water. Refill with fresh water, boil, then discard the boiled water. **FAILURE TO DO SO CAN CAUSE INJURY. DO NOT HEAT Kettle WITH DESCALING SOLUTION IN IT.**

WATER HARDNESS	Hardness level	Soft	Medium	Hard
	CaCO ₃ mg/l	0-100	101-200	201+
ACTION FREQUENCY	Descale	At least once every 4 months or every 200 cycles.	At least every 2 months or every 100 cycles.	At least once per month or every 50 cycles.



CLEANING & CARE



DON'T FORGET TO REGISTER YOUR PRODUCT

WWW.DUALIT.COM/REGISTER

OR BY POST

CAUTION: HOT SURFACE