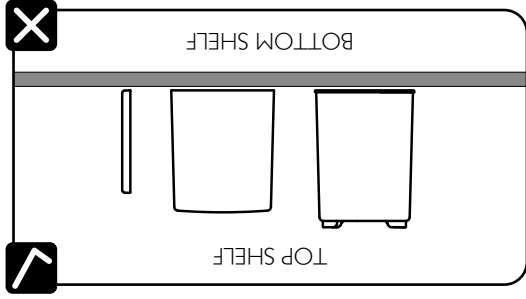


REGISTER HERE!



Register my appliance

DON'T FORGET TO REGISTER YOUR PRODUCT



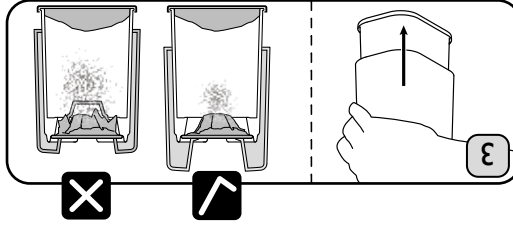
CLEANING YOUR ECOPRESS™ FOR VERTUO

- Place all parts in the top rack of the dishwasher.
- The individual parts can be hand washed in warm, soapy water or placed in the dishwasher.
- For best results, whilst standing, place the EcoPress™ for Vertuo on a lower surface; this increases the bodyweight available to you, making it easier to use.
- To make inverting the capsule easier, let your capsules dry for a minimum of 4 hours before EcoPressing.
- The Bucket will hold the coffee grounds of up to 20 used Vertuo capsules before it requires emptying.
- The coffee grounds collected in the Bucket can be home composted, placed in a food waste bin or general waste bin.
- Gently tap the Pusher & Bucket after EcoPressing to remove residual coffee.

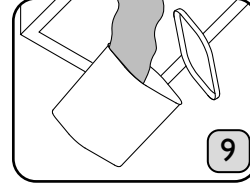
TOP TIPS FOR YOUR ECOPRESS™ FOR VERTUO

Having difficulty EcoPressing? Try these tips:

- For best results, whilst standing, place the EcoPress™ for Vertuo on a lower surface; this increases the bodyweight available to you, making it easier to use.
- To make inverting the capsule easier, let your capsules dry for a minimum of 4 hours before EcoPressing.
- The Bucket will hold the coffee grounds of up to 20 used Vertuo capsules before it requires emptying.
- The coffee grounds collected in the Bucket can be home composted, placed in a food waste bin or general waste bin.
- Gently tap the Pusher & Bucket after EcoPressing to remove residual coffee.



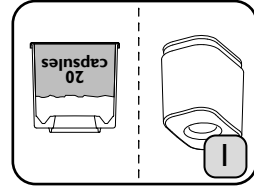
Place the Pusher over the capsule & press down with both hands to fully invert the capsule. Different sized Vertuo capsules will invert at different heights.



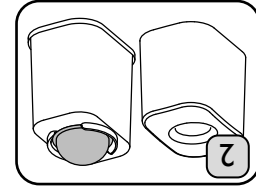
When the Bucket is full of coffee grounds, place over your food waste bin or home compost heap. Peel off the Bucket Base, allowing the used grounds to fall out.

Warning

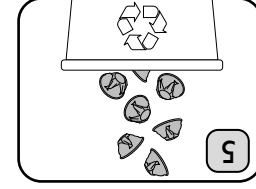
Only suitable for use with Vertuo coffee capsules. Allow capsules to cool completely before using the EcoPress™. Capsules will be hot immediately after extraction. Risk of scalding.



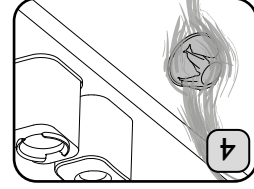
EcoPress™ all of your used capsules once the coffee is dry. Maximum capacity 20 capsules.



Place one used Vertuo aluminium capsule foil side down, over the hole in the bucket.



Once rinsed, pop the Vertuo capsules into your household recycling bin.

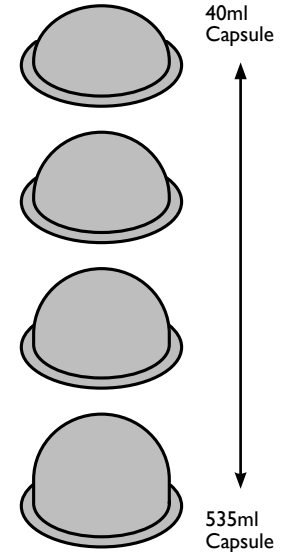


Gently tap the Pusher & Bucket after EcoPressing to remove residual coffee. Remove the Pusher then remove the capsule & rinse.

HOW TO USE YOUR ECOPRESS™ FOR VERTUO

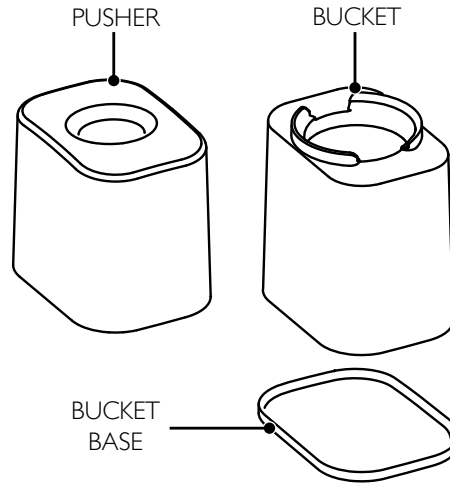
CAPSULES COMPATIBLE WITH ECOPRESS™ FOR VERTUO

Nespresso® Vertuo Capsules in all currently available sizes.



KNOW YOUR ECOPRESS™ FOR VERTUO

Store your used capsules, then when you are ready, simply EcoPress™, rinse and pop into your recycling bin at home.




Dualit®

EcoPress™

FOR VERTUO®

ALUMINIUM

CAPSULE RECYCLER



*Vertuo is a brand owned by Société des Produits Nestlé S.A. Suitable for Nespresso® Vertuo Capsules in all currently available sizes.

*Nespresso® trademark is owned by Société des Produits Nestlé S.A.

Dualit®

VISIT DUALIT.COM TO VIEW OUR FULL RANGE



Dualit Limited
County Oak Way Crawley
West Sussex RH11 7ST
+44(0)1293 652 500 info@dualit.com



Nos produits et emballages se recyclent, ne les jetes pas! Trouves où les déposer sur le site www.quefairemiesdechets.fr

EUA

